

Portable Power Analyser



Tired of keeping track of the manual energy meters readings?

Heatcon Systems introduces a unique system that takes automatically energy meters readings.

Features:

- Data logger is an electronic device that collects the data from energy meter and processes it.
- Reads data from RS485 (MODBUS Protocol).
- The data is displayed on computer with date and time stamp.
- Analytical and Graphical reports with dashboard.
- The data can be stored to local computer or cloud based networks.
- Displays Volts, Amps, Frequency, PF simultaneously
- Displays all power and energy parameters, Run hours, ON hours & number of power interruptions
- Monitors loading characteristics of motors
- ON hours & number of power interruptions
- Reports can be exported to Excel & PDF

HEATCON SYSTEMS

www.heatconsystems.com | info@heatconsystems.com

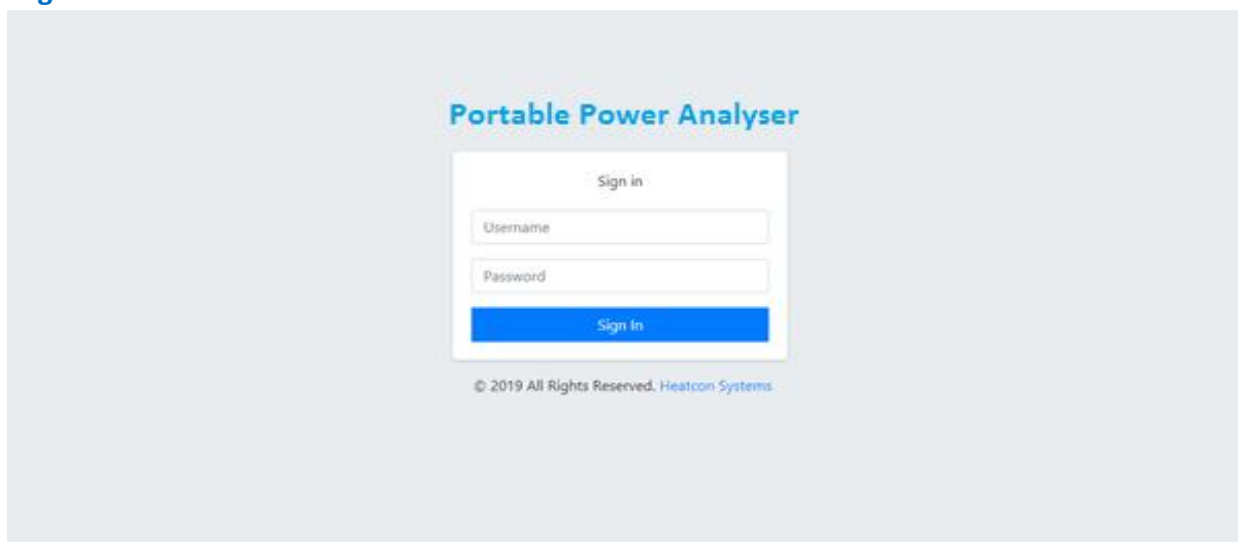
+91 98220 15260 | +91 98508 32592

Pune - S-3, Mangalmurti Industrial Estate, T Block, MIDC Bhosari, Pune 411026, Maharashtra, India
Ahmednagar - P-46, Near Vishwas Roadlines, MIDC, Ahmednagar 414111, Maharashtra, India

Measurements Parameters List:

- True RMS electrical parameters: per phase voltage, current, demand, W, VA, VAR
- Integrated parameters: kWh, kVARh, kVAh
- Neutral current, frequency, Power Factor, % Load, % Unbalance (V&I), Phase angle
- Onhours, Runhours & Interrupts
- 4 Quadrant energy : bi-directional, absolute & net
- Demand: sliding & fixed block
- Options for Class 1.0, 0.5, 0.5S & Cl 0.2 meters as per IEC 62052-11, IEC 62053-21, IEC 62053-22 & ANSI Cl12.20
- Total Harmonic Distortion (THD) measurement for both Voltage and Current circuit, per phase

① Login Screen



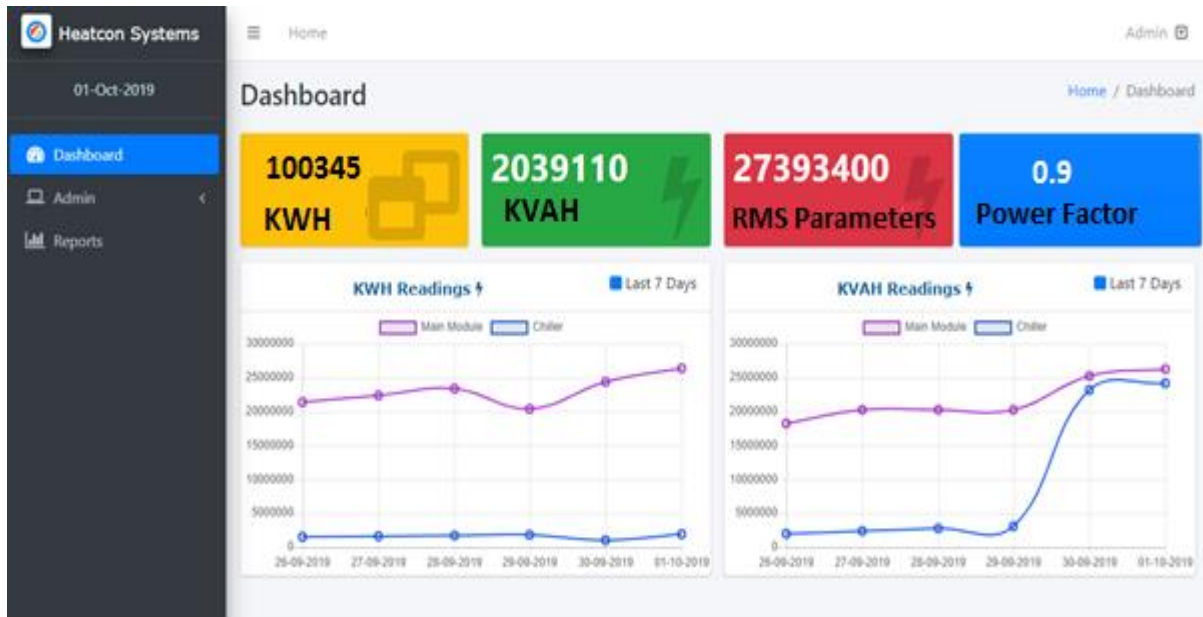
HEATCON SYSTEMS

www.heatconsystems.com | info@heatconsystems.com

+91 98220 15260 | +91 98508 32592

Pune - S-3, Mangalmurti Industrial Estate, T Block, MIDC Bhosari, Pune 411026, Maharashtra, India
Ahmednagar - P-46, Near Vishwas Roadlines, MIDC, Ahmednagar 414111, Maharashtra, India

2 Dashboard



3 Company Management - Update Company Name & its Logo.

The 'Company Management' form has two main sections: 'Company Name' and 'Company Logo'. The 'Company Name' field contains 'Heatcon Systems'. The 'Company Logo' field has a 'Choose File' button and the filename 'Heatcon_Logo.png'. Below the fields is a large preview of the current logo, which is a stylized flame in red, orange, and yellow, set against a blue circular background. At the bottom of the form are 'Submit' and 'Close' buttons.

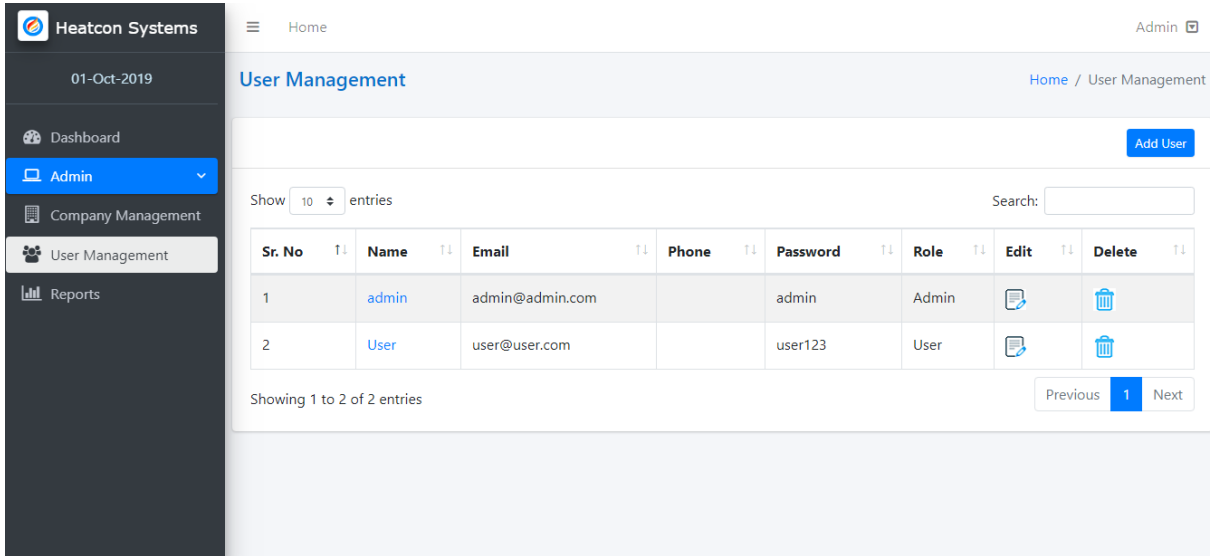
HEATCON SYSTEMS

www.heatconsystems.com | info@heatconsystems.com

+91 98220 15260 | +91 98508 32592

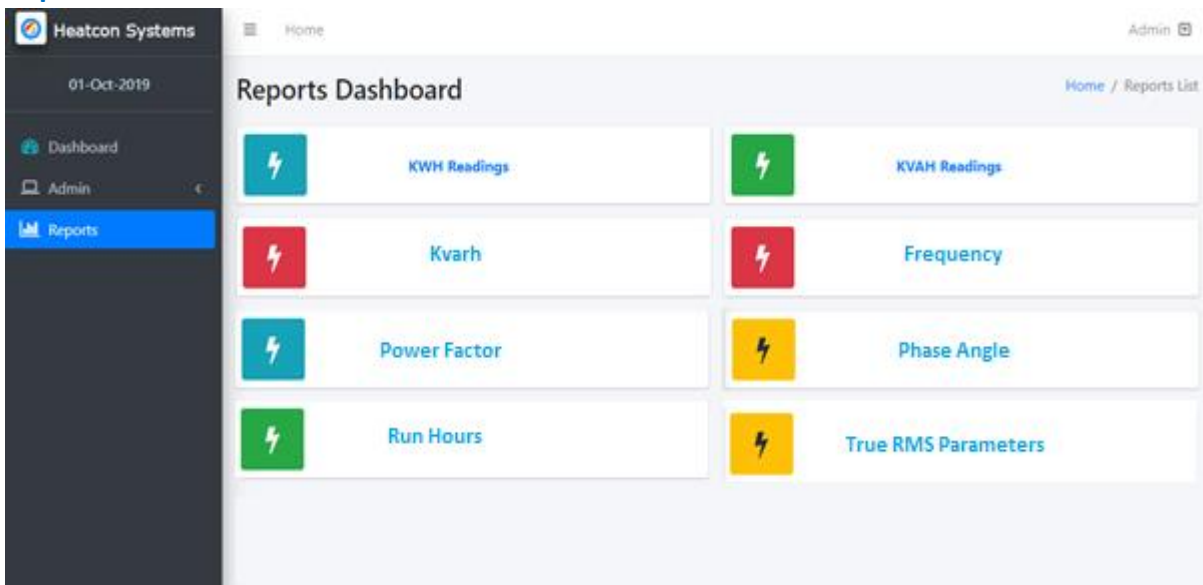
Pune - S-3, Mangalmurti Industrial Estate, T Block, MIDC Bhosari, Pune 411026, Maharashtra, India
Ahmednagar - P-46, Near Vishwas Roadlines, MIDC, Ahmednagar 414111, Maharashtra, India

4 User Management



This screen used for View list all users and login Credentials details. Admin can Add/Modify/Delete user.

5 Reports Dashboard



HEATCON SYSTEMS

www.heatconsystems.com | info@heatconsystems.com

+91 98220 15260 | +91 98508 32592

Pune - S-3, Mangalmurti Industrial Estate, T Block, MIDC Bhosari, Pune 411026, Maharashtra, India
Ahmednagar - P-46, Near Vishwas Roadlines, MIDC, Ahmednagar 414111, Maharashtra, India

6 Motor wise KWH Readings

The screenshot shows the 'KWH Readings' report in the Heatcon Systems dashboard. The interface includes a sidebar with navigation options (Dashboard, Admin, Reports) and a main content area with search filters and a data table.

Search Filters:

- From Date: 01-10-2019
- From Time: 08:00:00
- To Date: 01-10-2019
- To Time: 20:00:00

Buttons: Submit, Close, Export To Excel

Table Data:

Date	Motor - 1			Motor - 2			Motor - 3			Admin Mod
	PP-1	PP-2	LP-1	PP-1	PP-2	LP-1	PP-1	PP-2	LP-1	PP-1
06-08-2019	2,204,210	3,398,240	1,057,820	1,184,550	1,236,080	946,843	646,438	1,765,530	751,150	1,666,390,000

Showing 1 to 1 of 1 entries

7 Motor wise All Readings

The screenshot shows the 'All Readings' report in the Heatcon Systems dashboard. The interface includes a sidebar with navigation options and a main content area with search filters and a data table.

Search Filters:

- From Date: 21-06-2019
- From Time: 16:45:01
- To Date: 22-06-2019
- To Time: 16:45:01

Select Meter: Main Module : Power Panel

Buttons: Submit, Close, Export To Excel

Table Data:

Date	Voltage			Current			KWH	Power Factor	KVAH
	R	Y	B	R	Y	B	KWH Readings	PF	KVAH Readings
21-06-2019	237.45	237.12	240.70	803	795	726	21,393,400	1	21,266,800

Showing 1 to 1 of 1 entries

HEATCON SYSTEMS

www.heatconsystems.com | info@heatconsystems.com

+91 98220 15260 | +91 98508 32592

Pune - S-3, Mangalmurti Industrial Estate, T Block, MIDC Bhosari, Pune 411026, Maharashtra, India
Ahmednagar - P-46, Near Vishwas Roadlines, MIDC, Ahmednagar 414111, Maharashtra, India

9 Day wise KWH & KVAH Progress

Heatcon Systems
01-Oct-2019
Dashboard
Admin
Reports

Home Admin

Motor Wise KWH & KVAH Analysis

From Date: 21-06-2019 From Time: 07:00:00 To Date: 22-06-2019 To Time: 06:59:59

Select Meter: Main Module : Power Panel-1

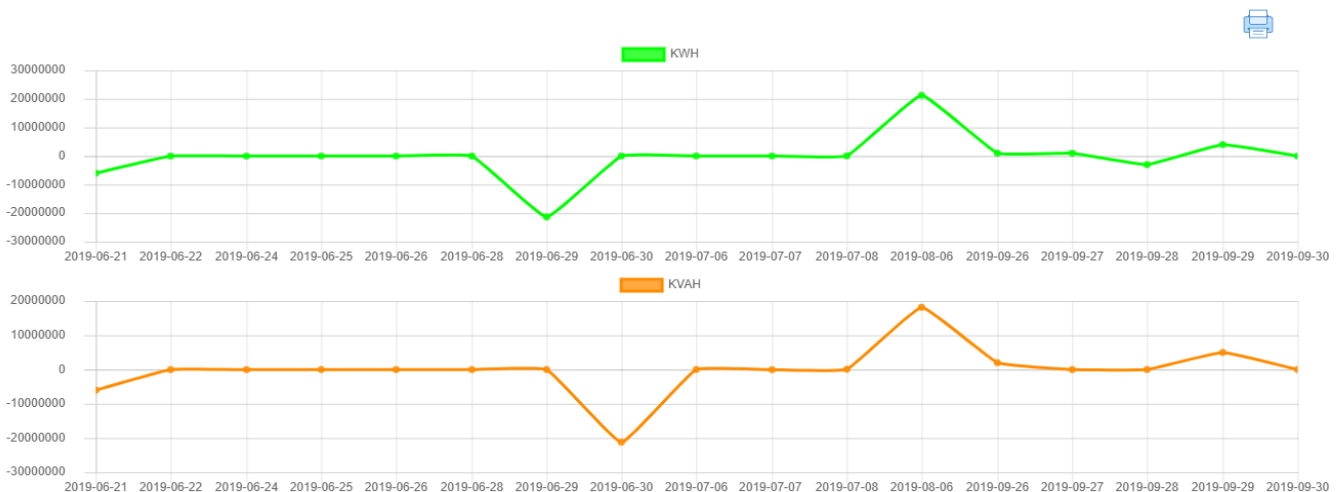
Show 10 entries Search:

Selected Motor : 5HP				
Date	KWH	KWH Difference	KVAH	KVAH Difference
2019-06-21	27393400	0	27266800	0

Showing 1 to 1 of 1 entries

10 Graphical Report

From :2019-06-21 07:00:00
To : 2019-10-01 06:59:59
Selected Meter : Main Module : Power Panel-1



Graphical View: Different types of graphical reports can be generated. These reports can be printed and exported to pdf.

Polling Frequency: Data polling frequency is configurable.

Logical Grouping: Logical grouping of energy meters is possible, means you can create a group of meters and name them together.

HEATCON SYSTEMS

www.heatconsystems.com | info@heatconsystems.com

+91 98220 15260 | +91 98508 32592

Pune - S-3, Mangalmurti Industrial Estate, T Block, MIDC Bhosari, Pune 411026, Maharashtra, India
Ahmednagar - P-46, Near Vishwas Roadlines, MIDC, Ahmednagar 414111, Maharashtra, India