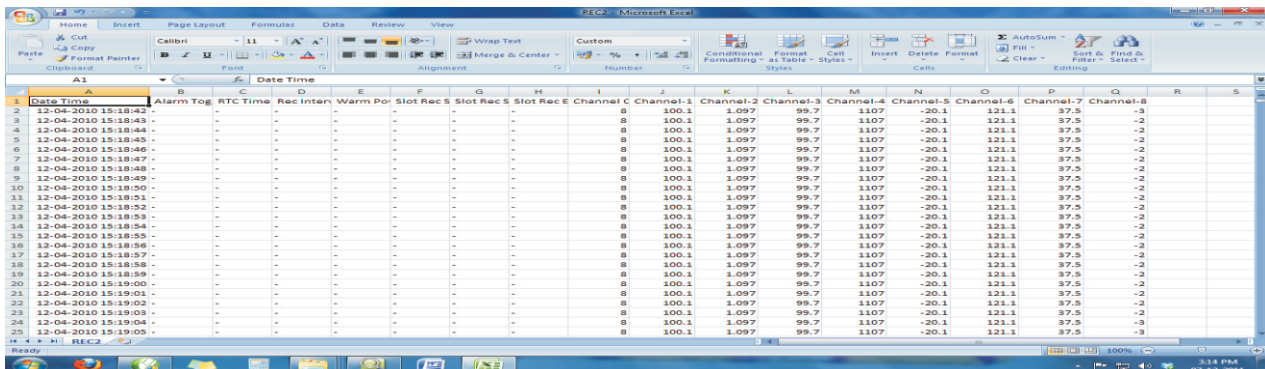


Carry **38 Lakh**
Process Records
on Pen-Drive
.... Directly to
*Excel Sheet !!!



A1	B1	C1	D1	E1	F1	G1	H1	I1	J1	K1	L1	M1	N1	O1	P1	Q1	R1	S1
Date/Time	Alarm	Time	Rec	Slot	Rec	Slot	Rec	Slot	Rec	Channel-1	Channel-2	Channel-3	Channel-4	Channel-5	Channel-6	Channel-7	Channel-8	
12-04-2010 15:18:42									8	100.1	1.097	99.7	1107	-20.1	121.1	37.5	-2	
12-04-2010 15:18:43									8	100.1	1.097	99.7	1107	-20.1	121.1	37.5	-2	
12-04-2010 15:18:44									8	100.1	1.097	99.7	1107	-20.1	121.1	37.5	-2	
12-04-2010 15:18:45									8	100.1	1.097	99.7	1107	-20.1	121.1	37.5	-2	
12-04-2010 15:18:46									8	100.1	1.097	99.7	1107	-20.1	121.1	37.5	-2	
12-04-2010 15:18:47									8	100.1	1.097	99.7	1107	-20.1	121.1	37.5	-2	
12-04-2010 15:18:48									8	100.1	1.097	99.7	1107	-20.1	121.1	37.5	-2	
12-04-2010 15:18:49									8	100.1	1.097	99.7	1107	-20.1	121.1	37.5	-2	
12-04-2010 15:18:50									8	100.1	1.097	99.7	1107	-20.1	121.1	37.5	-2	
12-04-2010 15:18:51									8	100.1	1.097	99.7	1107	-20.1	121.1	37.5	-2	
12-04-2010 15:18:52									8	100.1	1.097	99.7	1107	-20.1	121.1	37.5	-2	
12-04-2010 15:18:53									8	100.1	1.097	99.7	1107	-20.1	121.1	37.5	-2	
12-04-2010 15:18:54									8	100.1	1.097	99.7	1107	-20.1	121.1	37.5	-2	
12-04-2010 15:18:55									8	100.1	1.097	99.7	1107	-20.1	121.1	37.5	-2	
12-04-2010 15:18:56									8	100.1	1.097	99.7	1107	-20.1	121.1	37.5	-2	
12-04-2010 15:18:57									8	100.1	1.097	99.7	1107	-20.1	121.1	37.5	-2	
12-04-2010 15:18:58									8	100.1	1.097	99.7	1107	-20.1	121.1	37.5	-2	
12-04-2010 15:18:59									8	100.1	1.097	99.7	1107	-20.1	121.1	37.5	-2	
12-04-2010 15:19:00									8	100.1	1.097	99.7	1107	-20.1	121.1	37.5	-2	
12-04-2010 15:19:01									8	100.1	1.097	99.7	1107	-20.1	121.1	37.5	-2	
12-04-2010 15:19:02									8	100.1	1.097	99.7	1107	-20.1	121.1	37.5	-2	
12-04-2010 15:19:03									8	100.1	1.097	99.7	1107	-20.1	121.1	37.5	-2	
12-04-2010 15:19:04									8	100.1	1.097	99.7	1107	-20.1	121.1	37.5	-2	
12-04-2010 15:19:05									8	100.1	1.097	99.7	1107	-20.1	121.1	37.5	-2	

*Excel is a Registered Trademark of Microsoft Inc., USA

Highlights

- Split Process Interface and User Interface Modules to Minimize Sensor Cable Lengths
- User Programmable Channel Names & Display Units
- Huge Data Storage Capacity : Appx. 38,56,000 Records
- Flexible Data Transfer Mode :
Through USB Memory Stick (Pen-Drive) in Excel Format

Features

- Field Expandable 8 to 128 Channels
- Universal Process Input (Thermocouples, RTD Pt100, mA, mV, V) for Each Channel
- Fast Channel Update Rate : 0.5 Seconds per Channel
- Each Channel with Upto 4 Programmable Soft Alarms
- Adjustable Zero Offset for Each Channel
- Auto / Manual Scan Mode with Settable Scan Time
- 1 Common High & 1 Common Low Alarm Relay Outputs
- Date / Time Stamped Process Value (PV) & Alarm Status Recording for Each Channel
- Continuous or Batch Recording with Programmable Recording Interval
- Universal Supply Voltage : 85~264 VAC, 50/60 Hz
- Flame-proof Enclosure (Gas Group IIA & IIB) Available

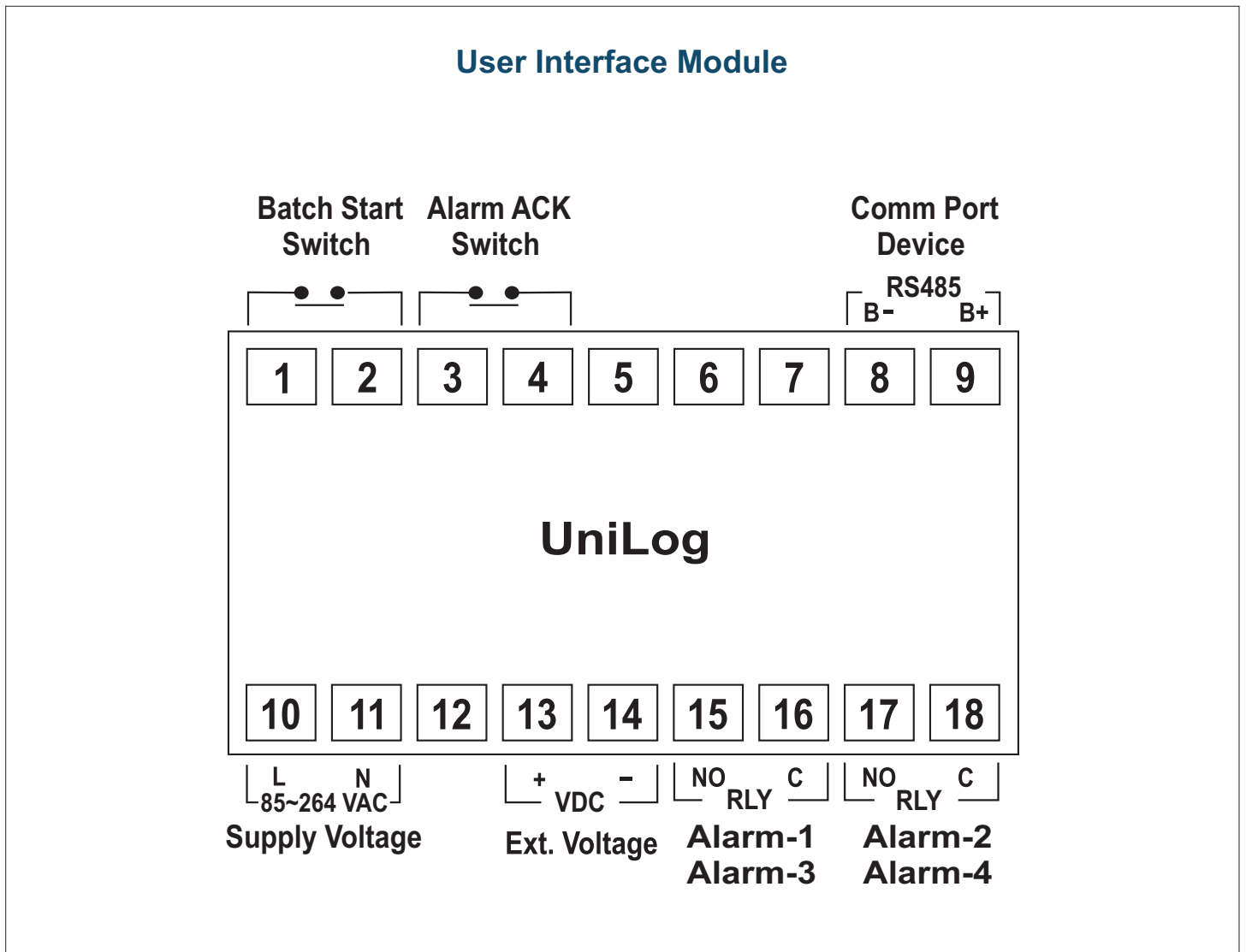
Specifications

Analog Input Module	
Channels	AIS-8U & AIS-8UM : 8 Differential Inputs AIS-16UM : 16 Differential Inputs
Input Type	Each Channel Independently Programmable - No Jumper Settings Thermocouple : J, K, T, R, S, B, N RTD : Pt100, 3 wire DC Linear : 0-20 mA, 4-20 mA; 0-70 mV; 0-5 V, 0-10 V, 1-5 V
Corrections	In-built Cold-Junction Compensation for Thermocouples In-built Lead Resistance Compensation for RTD (Upto 22 Ohms in each lead)
Accuracy	Thermocouples & RTD Pt100 : $\pm 0.25\%$ of reading $\pm 1^\circ\text{C}$ DC Linear Volts / Current : $\pm 0.25\%$ of reading ± 1 LSD
Range	Refer Table-1 for Thermocouples & RTD Pt100 Inputs Adjustable from -19999 to 30000 Counts for DC Linear mA/mV/V
Indication Resolution	Thermocouples & RTD Pt100 : 0.1°C Fixed DC Linear Volts / Current : 0.001 / 0.01 / 0.1 / 1 (User Programmable)
Zero Offset	User Adjustable over Full Range
ADC	16 Bit ($\pm 32,768$ Counts), Sigma-Delta ($\Sigma\Delta$)
Sampling Time	500mS Per Channel
Input Resistance	> 8 MOhm
Common Mode Rejection	> 100dB at 50/60 Hz
Signal Conditioning	L-C Analog Filter
Alarms	4 Alarms per Channel with Settable Alarm Type & Hysteresis
Power Supply	AIS-8UM & AIS-16UM : 85~265 VAC, 50/60 Hz, Single Phase AIS-8U : 20~32 VDC (24 VDC Nominal)
Dimensions (mm)	AIS-8U & AIS-8UM : 115 (W) X 131 (L) X 52 (H) AIS-16UM : 115 (W) X 208 (L) X 52 (H)
Mounting	Wall Mounting, DIN-Rail
Connections	Screw Type, Male-Female Detachable
User Interface Module	
Digital Readout	2 Rows of 16 Characters LCD Display with Back-Light LED
Keys	4 Tactile Switches (PAGE, DOWN, UP, ENTER)
Pen-Drive Interface	USB Connector Type A
Recording Capacity	2 GB Flash Memory (Approx. 38,56,000 Records)
Recording Mode	Continuous, Batch
Recording Interval (User Settable)	Hours : Minutes (4 Hr : 59 Min) or Minutes : Seconds (59 Min : 59 Sec)
Alarm Outputs	1 Common High & 1 Common Low Alarm Relay (2A @ 230VAC)
Power Supply	85~264 VAC, 50/60 Hz, Single Phase
Dimensions (mm)	96 (H) X 96 (W) X 65 (D)
Mounting	Panel, Cutout 92 (H) X 92 (W), mm
Connections	Screw Type

Table 1 : Temperature Ranges for Thermocouples & RTD

Input Type	Range (Min. to Max.)
Type J Thermocouple (Fe-K)	0 to +960°C / +32 to +1760°F
Type K Thermocouple (Cr-Al)	-200 to +1376°C / -328 to +2508°F
Type T Thermocouple (Cu-Con)	-200 to +385°C / -328 to +725°F
Type R Thermocouple (Pt/Pt-Rh13%)	0 to +1770°C / +32 to +3218°F
Type S Thermocouple (Pt/Pt-Rh10%)	0 to +1765°C / +32 to +3209°F
Type B Thermocouple	0 to +1825°C / +32 to +3092°F
Type N Thermocouple	0 to +1300°C / +32 to +2372°F
3-wire, RTD Pt100	-199 to +600°C / -328 to +1112°F or -199.9 to 600.0°C / -199.9 to 999.9°F

Back Panel Terminations



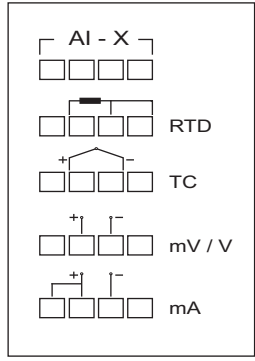
Process Interface Module

PPI

AIS - 16UM

- CONFIG
- 1 AI - 1
- 2 AI - 1
- 3 AI - 1
- 4 AI - 1
- 5 AI - 2
- 6 AI - 2
- 7 AI - 2
- 8 AI - 2
- 9 AI - 3
- 10 AI - 3
- 11 AI - 3
- 12 AI - 3
- 13 AI - 4
- 14 AI - 4
- 15 AI - 4
- 16 AI - 4
- 17 AI - 5
- 18 AI - 5
- 19 AI - 5
- 20 AI - 5
- 21 AI - 6
- 22 AI - 6
- 23 AI - 6
- 24 AI - 6
- 25 AI - 7
- 26 AI - 7
- 27 AI - 7
- 28 AI - 7
- 29 AI - 8
- 30 AI - 8
- 31 AI - 8
- 32 AI - 8

Clear Transparent



16 Channel
Analog Input Module
MODBUS Serial

- RS485
- IN
- OUT
- 70
- 71
- 72
- 73
- 66
- 67
- 68
- 69
- 62
- 63
- 64
- 65
- 58
- 59
- 60
- 61
- 54
- 55
- 56
- 57
- 50
- 51
- 52
- 53
- 46
- 47
- 48
- 49
- 42
- 43
- 44
- 45
- 38
- 39
- 40
- 41
- 36
- 37

Supply

85~265 VAC

